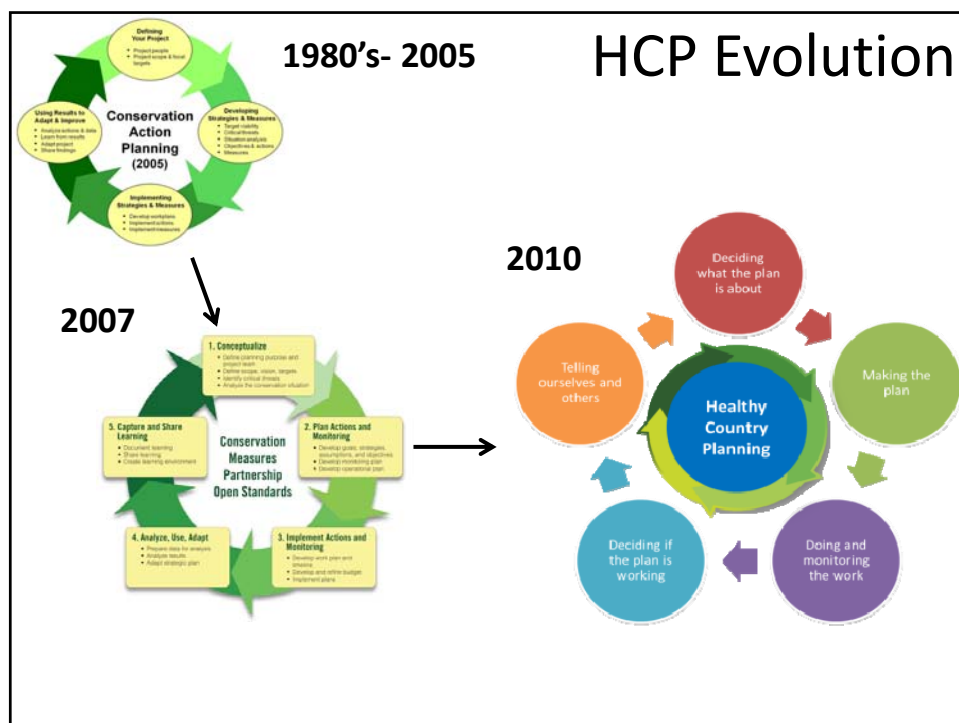




Key features

- a) **Planning on Country:** *Being on country is the appropriate place to talk about country*
- b) **Using Indigenous Governance:** *Adapting planning process structure to suit local context*
- c) **Flexible time & regular feedback:** *Not rushing the planning process & being flexible with dates*
- d) **Using appropriate terms & language:** *Like all planning systems, OS language has specific language that can be adapted to suit the context*








 **WG HCP 1st workshop**





- Workshop at Garmbemirri, NW Kimberley
- Talked about Dream & Project Area




WG HCP 2nd workshop







- Garmbemirri
- Fixed up targets and vision
- Talked about target of Kangaroos
 - what are the problems - threats
 - fixing the problems - strategies and actions
- Talked about other targets - definition, health, threats








WG HCP 3rd workshop



- School - home science room
- Finished threats for all targets - grouped them because some the same
- Added the Wanjina Wunggurr Unnguu Culture target
- Talked about objectives, strategies and actions for the targets








Checking the first draft of the plan

There were several things covered in the sessions.

- Going through the process so far.
- Checking the vision and the target sections.
- Checking the sections on viability (health) of targets and the threats.
- Checking the objectives, strategies, monitoring and review sections.



Going through the first draft at Kandiwal




Men's group at Kalumburu going through the first draft

Esther talked about how we need to make sure the plan does not blame the old people for loss of culture. It was cut from them and it was not their fault.


The men's group said that squatters were also a threat that should be in the plan.

Sandra suggested that it might help to have photos for the points in the vision statement.



Theresa and Sandra making a few suggestions in Derby

Traditional owners also checked the language names in the first draft to make sure they were right.



Cathy and Dianna at Kalumburu thinking about what is in the plan

3

5th Workshop - Getting together the actions Kalumburu, 1 - 2 September 2009


This workshop was about getting together some of the actions for the strategies that came from the 3rd workshop. Most of the people at this workshop were the working group members. Sylvester talked about the need to work together, two ways approach, but making sure Wunambal Gaambera is at the front. Stuart explained that for each strategy there would be a series of actions. The actions are the work that has to be done and they go into the Action Plan which can sit behind the main Wunambal Gaambera Healthy Country Plan or can be separate. The Action Plan is where the rangers work program comes from.

People at the workshop were:


Traditional owners: Janet Oobagooma, Margaret Mungulu, Raphael Karadada, Desmond Williams, Sylvester Mangolomarra, Esther Waina, Dorothy Djanghara, Neil Waina

Others: Bevan Stott (WGAC), Frank Weisenberger (KLC), Pam Jennings (KLC), Tom Vigilante (KLC), Stuart Cowell (BHA), Lyndall McLean (BHA), Heather Moorrook (BHA), John Carey (Paw Foundation)


The group went through one strategy – *Develop and carry out a cultural site maintenance program* - and figured out seven actions. For each action the group thought about how it was going to be done, who was going to do it, when it needed to be done and what costs were involved. All this information goes into the Action Plan.





Taking it all in!!





The group still taking it all in!!!




















7 actions for 1 strategy

7



Revised language and tools

Revised language and tools

Healthy Country Planning Summary Reference Cards

...in which Conservation Action Planning / Open Standard steps?

Conservation Action Planning

A. Project information

Open Standards

A. Conceptualize

B. Define scope, vision, targets

...if you do this step

- the first step in painting the plan in the right direction = you need to be clear what you want the future to look like if you are successful in making the plan work
- it is also helpful to be clear about where you are not going to be working = particularly when looking to neighbouring land holders, or other stakeholders.

...if you do this step

- your Dream and Scope/Area are best developed with the whole community, particularly those who will be impacted by the plan
- There are many ways to approach this. The most common way is to break up into smaller groups and have people talk about what they want in the future and record their ideas on cards. Look for common themes and ideas and work them into a plan.

- Plan to do this and test that with different people for the next few meetings until everyone is happy with it.
- Use paper cards to have people draw ideas for the area of the plan

- common paper response approach: Review existing materials and plans. Bring together a smaller group of people to spend half a day developing the vision and scope.

- who should be involved
- as many community members as possible should have input into the vision / dream.
- Two people / people who will lead the plan (sponsor, planner, coordinator, facilitator)
- ensure a people with a good knowledge of the traditional lands involved.

- what resources will be used
- it is best to have a meeting with a community meeting
- Facilitators to help organise the ideas
- work to record the meeting output = paper, video, camera
- Notes / plans

- Deciding what the plan is about
- Scope and Vision

Health Assessment Tool

step think about things for your own targets


Species	Cultural Sites & Knowledge	Livelihood
Is the species at risk of extinction? Is the species at risk of extinction? Is the species at risk of extinction?	Do you have any cultural sites or knowledge? Do you have any cultural sites or knowledge? Do you have any cultural sites or knowledge?	Do you have any livelihoods? Do you have any livelihoods? Do you have any livelihoods?

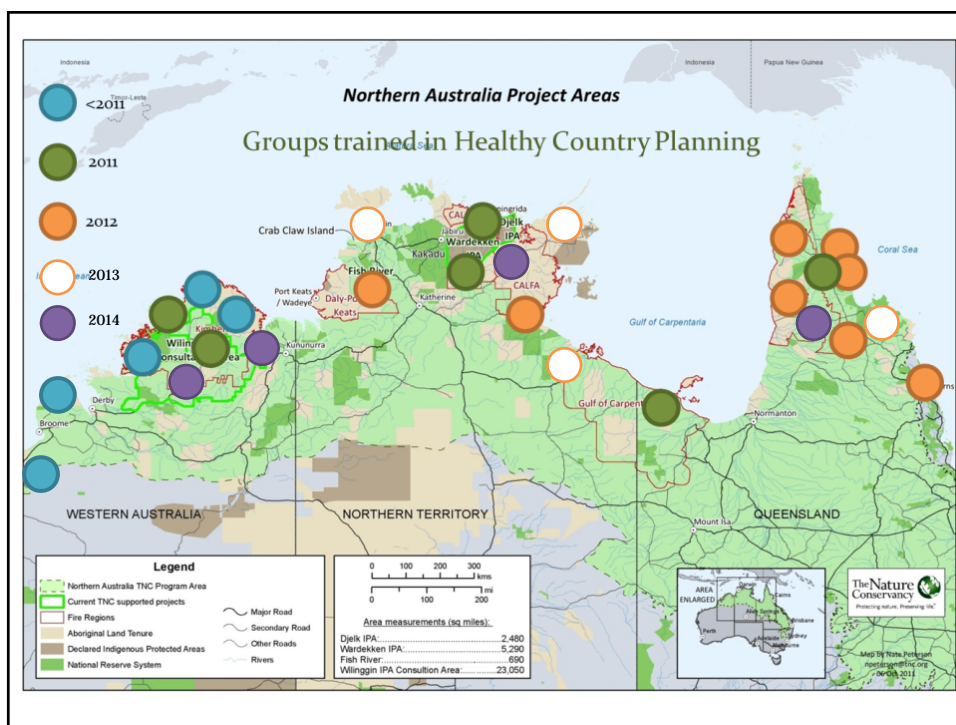
Are there any cultural sites or knowledge? Are there any cultural sites or knowledge? Are there any cultural sites or knowledge?	Do you have any livelihoods? Do you have any livelihoods? Do you have any livelihoods?	Is the species at risk of extinction? Is the species at risk of extinction? Is the species at risk of extinction?
--	--	---

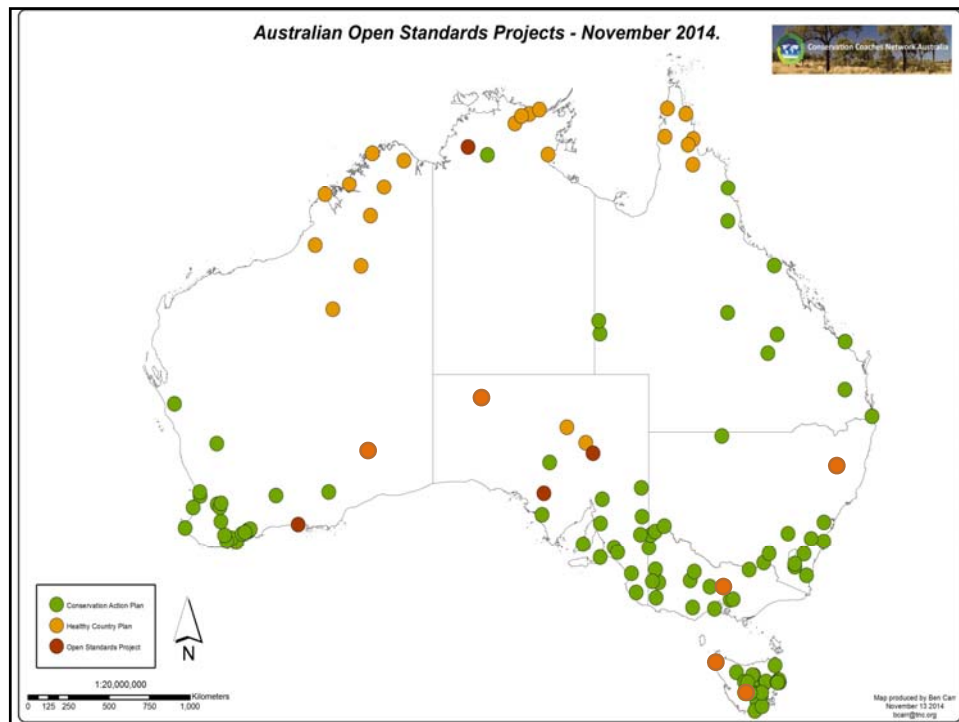
Are there any cultural sites or knowledge? Are there any cultural sites or knowledge? Are there any cultural sites or knowledge?	Do you have any livelihoods? Do you have any livelihoods? Do you have any livelihoods?	Is the species at risk of extinction? Is the species at risk of extinction? Is the species at risk of extinction?
--	--	---

Are there any cultural sites or knowledge? Are there any cultural sites or knowledge? Are there any cultural sites or knowledge?	Do you have any livelihoods? Do you have any livelihoods? Do you have any livelihoods?	Is the species at risk of extinction? Is the species at risk of extinction? Is the species at risk of extinction?
--	--	---

Rating Attributes	Very Good	Good	Fair	Poor
Is the species at risk of extinction? Is the species at risk of extinction? Is the species at risk of extinction?	Is the species at risk of extinction? Is the species at risk of extinction? Is the species at risk of extinction?	Is the species at risk of extinction? Is the species at risk of extinction? Is the species at risk of extinction?	Is the species at risk of extinction? Is the species at risk of extinction? Is the species at risk of extinction?	Is the species at risk of extinction? Is the species at risk of extinction? Is the species at risk of extinction?




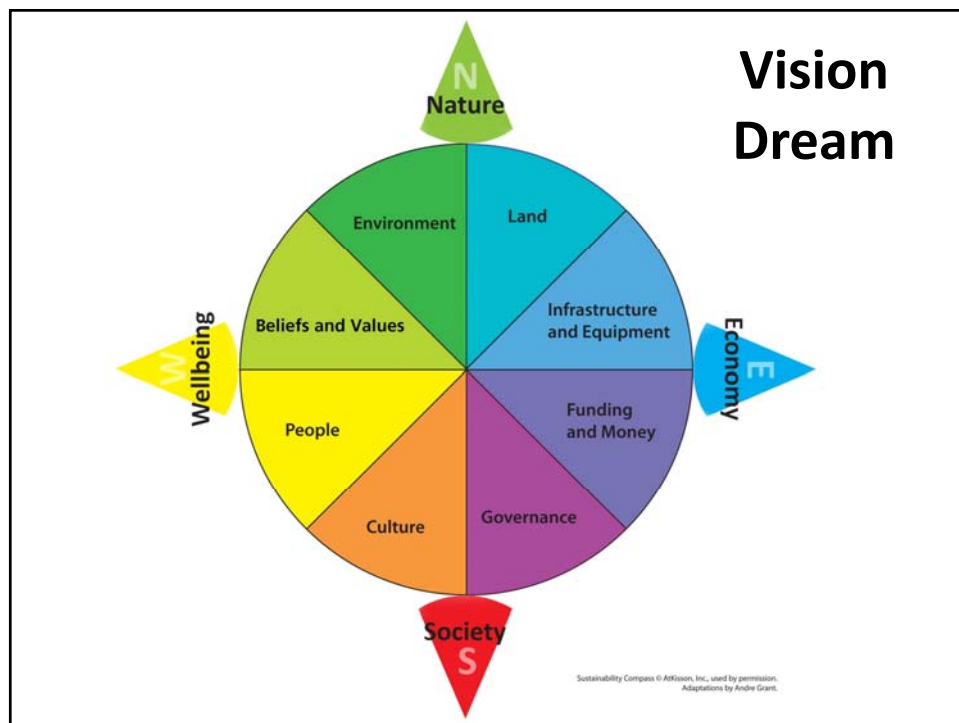
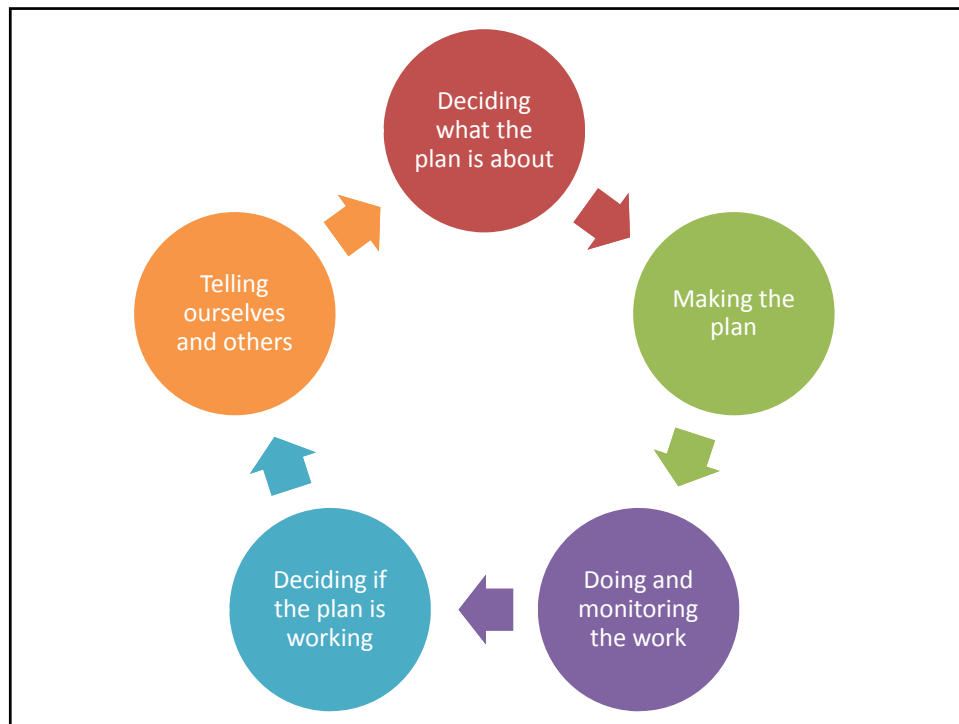













Building blocks (Targets)



Indicators

- Fat on the tail of kangaroo
- How kangaroo tastes
- Knowledge of stories

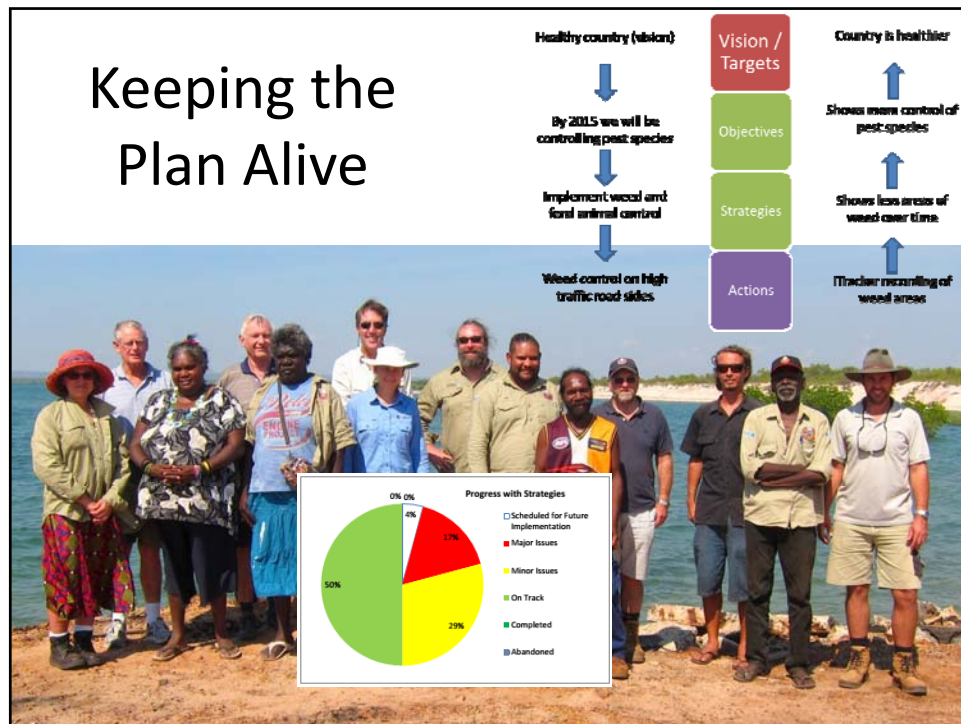


How does it happen?

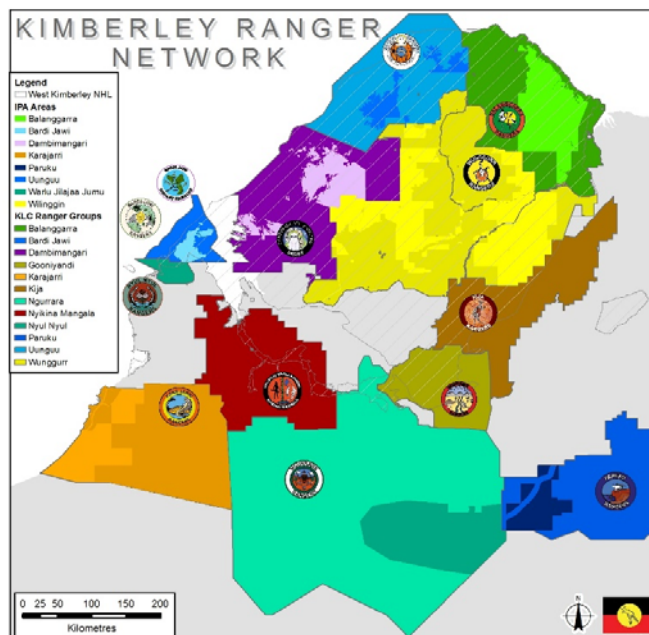
- Work out how we will do it (Today)
- Pick a group of people to make sure the process runs well – a **Working Group**
- **Community** meetings / **on-country** meetings to get everyone's input
- Working Group helps move through the steps
- Check other work done before
- Make a plan and show it to community
- Put the plan into action
- Get back together and check if the plan is working



Keeping the Plan Alive



Indigenous Land Management in the Kimberley



Connecting community plans to national values

